

Table 3.15a Refinery Production Activity in Utah, 2012

Thousand Barrels

Product Description	Beginning Stocks	Receipts	Inputs	Production	Shipments	Use	Ending Stocks
Crude Oil	692	59,153	58,961	0	212	0	669
<i>Domestic</i>	--	54,759	--	--	--	--	--
<i>Foreign (Canada)</i>	--	4,394	--	--	--	--	--
Asphalt and Road Oil	w	w	w	w	w	w	w
Distillate Fuel Oil	634	336	755	18,743	18,451	1	507
Finished Aviation Gasoline	w	w	w	w	w	w	w
Gasoline Blending Components	814	122	1,564	9,820	8,934	0	860
Isobutane (incl. Isobutylene) - LRG & NGPL	68	1,894	1,968	146	69	0	51
Jet Fuel-Kerosene Type	183	5	1	4,689	4,728	0	148
Kerosene	w	w	w	w	w	w	w
Motor Gasoline - Finished (including MG blended with ethanol)	395	525	93	26,865	27,352	0	339
Normal Butane (incl. Butylene) - LRG & NGPL	45	2,020	2,056	121	57	0	74
Renewable Fuels	39	789	790	0	4	0	35
<i>Fuel Ethanol</i>	--	--	747	--	--	--	--
Hydrogen	0	279	279	0	0	0	0
Other Products - Non-Fuel Use	w	w	w	w	w	w	w
Petroleum Coke-Catalyst	0	0	0	842	0	842	0
Petroleum Coke-Marketable	w	w	w	w	w	w	w
Pentanes Plus	w	w	w	w	w	w	w
Propane (incl. Propylene) - LRG & NGPL	51	12	19	660	647	0	66
Residual Fuel Oil	55	7	204	3,216	3,031	0	39
Still Gas	0	0	0	1,798	115	1,683	0
Unfinished Oils	454	452	1,136	2,576	1,576	0	769
Total production of all products				70,456			

w = Withheld to avoid disclosure of individual company data

Source: EIA, Form EIA-810, *Monthly Refinery Report*

Table 3.15b Refinery Production Activity in Utah, 2011

Thousand Barrels

Product Description	Beginning Stocks	Receipts	Inputs	Production	Shipments	Use	Ending Stocks
Crude Oil	473	55,900	55,672	0	10	0	692
<i>Domestic</i>	--	52,006	--	--	--	--	--
<i>Foreign (Canada)</i>	--	3,894	--	--	--	--	--
Asphalt and Road Oil	w	w	w	w	w	w	w
Distillate Fuel Oil	589	233	448	17,583	17,322	0	634
Finished Aviation Gasoline	w	w	w	w	w	w	w
Gasoline Blending Components	733	317	1,008	8,227	7,461	0	814
Isobutane (incl. Isobutylene) - LRG & NGPL	65	1,828	1,852	102	75	0	68
Jet Fuel-Kerosene Type	180	26	11	4,761	4,770	0	183
Kerosene	w	w	w	w	w	w	w
Motor Gasoline - Finished (including MG blended with ethanol)	400	51	64	27,012	27,003	0	395
Normal Butane (incl. Butylene) - LRG & NGPL	125	1,696	1,824	136	94	0	45
Renewable Fuels	26	970	757	0	202	0	39
<i>Fuel Ethanol</i>	--	--	757	--	--	--	--
Hydrogen	0	273	273	0	0	0	0
Other Products - Non-Fuel Use	w	w	w	w	w	w	w
Petroleum Coke-Catalyst	0	0	0	838	0	838	0
Petroleum Coke-Marketable	w	w	w	w	w	w	w
Pentanes Plus	w	w	w	w	w	w	w
Propane (incl. Propylene) - LRG & NGPL	51	7	14	715	709	0	51
Residual Fuel Oil	44	20	6	2,303	2,350	0	55
Still Gas	0	0	0	1,835	97	1,738	0
Unfinished Oils	419	241	1,010	1,216	356	0	454
Total production of all products				65,369			

w = Withheld to avoid disclosure of individual company data

Source: EIA, Form EIA-810, *Monthly Refinery Report*

Table 3.15c Refinery Production Activity in Utah, 2010

Thousand Barrels

Product Description	Beginning Stocks	Receipts	Inputs	Production	Shipments	Use	Ending Stocks
Crude Oil	511	51,637	51,678	0	1	1	473
<i>Domestic</i>	--	47,359	--	--	--	--	--
<i>Foreign (Canada)</i>	--	4,278	--	--	--	--	--
Asphalt and Road Oil	w	w	w	w	w	w	w
Distillate Fuel Oil	477	301	473	16,183	15,920	1	589
Finished Aviation Gasoline	w	w	w	w	w	w	w
Gasoline Blending Components	482	775	1,311	6,613	5,458	200	733
Isobutane (incl. Isobutylene) - LRG & NGPL	59	1,782	1,843	103	35	0	65
Jet Fuel-Kerosene Type	117	141	14	5,050	5,029	0	180
Kerosene	w	w	w	w	w	w	w
Motor Gasoline - Finished (including MG blended with ethanol)	419	278	210	26,325	23,583	0	400
Normal Butane (incl. Butylene) - LRG & NGPL	98	1,418	1,529	322	181	0	125
Renewable Fuels	14	594	310	2	271	0	26
<i>Fuel Ethanol</i>	--	--	310	2	--	--	--
Hydrogen	0	280	280	0	0	0	0
Other Products - Non-Fuel Use	w	w	w	w	w	w	w
Petroleum Coke-Catalyst	0	0	0	758	0	758	0
Petroleum Coke-Marketable	w	w	w	w	w	w	w
Pentanes Plus	w	w	w	w	w	w	w
Propane (incl. Propylene) - LRG & NGPL	45	10	0	727	731	0	51
Residual Fuel Oil	41	9	0	1,593	1,588	0	44
Still Gas	0	0	0	1,842	121	1,721	0
Unfinished Oils	416	229	1,139	1,227	289	0	419
Total production of all products				62,310			

w = Withheld to avoid disclosure of individual company data

Source: EIA, Form EIA-810, *Monthly Refinery Report*

Table 3.15d Refinery Production Activity in Utah, 2009

Thousand Barrels

Product Description	Beginning Stocks	Receipts	Inputs	Production	Shipments	Use	Ending Stocks
Crude Oil	519	52,475	52,479	0	0	0	511
<i>Domestic</i>	--	46,955	--	--	--	--	--
<i>Foreign (Canada)</i>	--	5,520	--	--	--	--	--
Asphalt and Road Oil	w	w	w	w	w	w	w
Distillate Fuel Oil	432	143	1,001	16,618	15,711	0	478
Finished Aviation Gasoline	w	w	w	w	w	w	w
Gasoline Blending Components	567	580	1,786	3,010	1,871	0	482
Isobutane (incl. Isobutylene) - LRG	18	516	775	308	31	0	37
Jet Fuel-Kerosene Type	90	4	4	4,851	4,810	4	117
Kerosene	w	w	w	w	w	w	w
Motor Gasoline - Finished	584	302	814	31,988	31,604	0	439
Normal Butane (incl. Butylene) - LRG	18	330	874	752	132	0	94
Other Hydrocarbons, Hydrogen and Oxygenates	4	400	399	0	5	0	15
<i>Fuel Ethanol</i>	--	--	147	--	--	--	14
Other Products - Non-Fuel Use	w	w	w	w	w	w	w
Other Products - Fuel Use	w	w	w	w	w	w	w
Petroleum Coke-Catalyst	0	0	0	827	0	827	0
Petroleum Coke-Marketable	w	w	w	w	w	w	w
Products of Natural Gas Proc. Plants (Normal Butane, Isobutane, Pentanes Plus)	7	2,891	2,949	0	0	0	37
Propane (incl. Propylene) - LRG	90	0	1	641	685	0	46
Residual Fuel Oil	73	6	786	2,463	1,716	0	42
Still Gas	0	0	0	1,943	162	1,781	0
Unfinished Oils	386	375	1,747	1,484	84	0	416
Total production of all products				64,752			

w = Withheld to avoid disclosure of individual company data

Source: EIA, Form EIA-810, *Monthly Refinery Report*

Table 3.15e Refinery Production Activity in Utah, 2008

Thousand Barrels

Product Description	Beginning Stocks	Receipts	Inputs	Production	Shipments	Use	Ending Stocks
Crude Oil	473	53,637	53,165	0	425	0	519
<i>Domestic</i>	--	47,252	--	--	--	--	--
<i>Foreign (Canada)</i>	--	6,382	--	--	--	--	--
Asphalt and Road Oil	w	w	w	w	w	w	w
Distillate Fuel Oil	462	800	900	16,012	15,892	0	432
Finished Aviation Gasoline	w	w	w	w	w	w	w
Gasoline Blending Components	538	633	1,457	1,182	375	0	567
Isobutane (incl. Isobutylene) - LRG	42	408	663	270	39	0	18
Jet Fuel-Kerosene Type	153	1	0	4,998	5,062	0	90
Kerosene	w	w	w	w	w	w	w
Motor Gasoline - Finished	547	397	453	31,622	31,534	0	584
Normal Butane (incl. Butylene) - LRG	51	323	1,036	826	144	0	18
Other Hydrocarbons, Hydrogen and Oxygenates	7	328	321	0	10	0	4
<i>Fuel Ethanol</i>	--	--	122	--	--	--	4
Other Products - Non-Fuel Use	w	w	w	w	w	w	w
Other Products - Fuel Use	w	w	w	w	w	w	w
Petroleum Coke-Catalyst	0	0	0	975	0	975	0
Petroleum Coke-Marketable	w	w	w	w	w	w	w
Products of Natural Gas Proc. Plants (Normal Butane, Isobutane, Pentanes Plus)	10	3,107	3,109	0	0	0	7
Propane (incl. Propylene) - LRG	82	0	0	659	645	0	97
Residual Fuel Oil	134	14	920	3,273	2,410	0	73
Still Gas	0	94	0	1,750	143	1,701	0
Unfinished Oils	419	307	1,983	2,503	860	0	386
Total production of all products				64,297			

w = Withheld to avoid disclosure of individual company data

Source: EIA, Form EIA-810, *Monthly Refinery Report*

Table 3.15f Refinery Production Activity in Utah, 2007

Thousand Barrels

Product Description	Beginning Stocks	Receipts	Inputs	Production	Shipments	Use	Ending Stocks
Crude Oil	662	54,764	54,952	0	0	0	473
<i>Domestic</i>	--	45,999	--	--	--	--	--
<i>Foreign (Canada)</i>	--	8,769	--	--	--	--	--
Asphalt and Road Oil	w	w	w	w	w	w	w
Distillate Fuel Oil	551	459	1,315	17,027	16,263	0	462
Finished Aviation Gasoline	w	w	w	w	w	w	w
Gasoline Blending Components	790	965	1,713	1,426	929	0	538
Isobutane (incl. Isobutylene) - LRG	14	484	842	446	60	0	42
Jet Fuel-Kerosene Type	175	21	6	5,574	5,604	0	153
Kerosene	w	w	w	w	w	w	w
Motor Gasoline - Finished	454	928	27	31,839	32,649	0	547
Normal Butane (incl. Butylene) - LRG	41	258	967	813	119	0	51
Other Hydrocarbons, Hydrogen and Oxygenates	6	141	131	0	9	0	7
<i>Fuel Ethanol</i>	--	--	w	--	--	--	w
Other Products - Non-Fuel Use	1	0	0	40	41	0	1
Other Products - Fuel Use	w	w	w	w	w	w	w
Petroleum Coke-Catalyst	0	0	0	952	0	952	0
Petroleum Coke-Marketable	w	w	w	w	w	w	w
Products of Natural Gas Proc. Plants (Normal Butane, Isobutane, Pentanes Plus)	13	3,296	3,274	0	0	0	10
Propane (incl. Propylene) - LRG	69	0	1	668	656	0	82
Residual Fuel Oil	91	16	0	2,509	2,480	0	134
Still Gas	0	289	108	1,880	256	1,805	0
Unfinished Oils	643	418	2,057	2,118	697	0	419
Wax	w	w	w	w	w	w	w
Total production of all products				66,443			

w = Withheld to avoid disclosure of individual company data

Source: EIA, Form EIA-810, *Monthly Refinery Report*

Table 3.15g Refinery Production Activity in Utah, 2006

Thousand Barrels

Product Description	Beginning Stocks	Receipts	Inputs	Production	Shipments	Use	Ending Stocks
Crude Oil	728	55,119	55,192	0	0	0	662
<i>Domestic</i>	--	44,018	--	--	--	--	--
<i>Foreign (Canada)</i>	--	11,102	--	--	--	--	--
Asphalt and Road Oil	w	w	w	w	w	w	w
Distillate Fuel Oil	659	222	1,111	17,638	16,863	0	551
Finished Aviation Gasoline	w	w	w	w	w	w	w
Gasoline Blending Components	539	731	1,217	1,380	644	0	790
Isobutane (incl. Isobutylene) - LRG	23	646	775	215	95	0	14
Jet Fuel-Kerosene Type	81	38	7	5,471	5,406	0	175
Kerosene	w	w	w	w	w	w	w
Motor Gasoline - Finished	539	992	69	29,771	30,784	0	457
Normal Butane (incl. Butylene) - LRG	38	578	809	356	120	0	41
Other Hydrocarbons, Hydrogen and Oxygenates	w	w	w	w	w	w	w
<i>Fuel Ethanol</i>	--	--	w	--	--	--	w
Other Products - Non-Fuel Use	w	w	w	w	w	w	w
Other Products - Fuel Use	w	w	w	w	w	w	w
Petroleum Coke-Catalyst	0	0	0	1,051	0	1,051	0
Petroleum Coke-Marketable	w	w	w	w	w	w	w
Products of Natural Gas Proc. Plants (Normal Butane, Isobutane, Pentanes Plus)	8	2,353	2,338	0	8	0	13
Propane (incl. Propylene) - LRG	61	0	0	702	693	0	69
Residual Fuel Oil	56	69	0	2,457	2,493	0	91
Still Gas	0	38	38	1,972	27	1,945	0
Unfinished Oils	467	441	2,073	2,092	280	0	643
Wax	w	w	w	w	w	w	w
Total production of all products				64,806			

w = Withheld to avoid disclosure of individual company data

Source: EIA, Form EIA-810, *Monthly Refinery Report*

Table 3.15h Refinery Production Activity in Utah, 2005

Thousand Barrels

Product Description	Beginning Stocks	Receipts	Inputs	Production	Shipments	Use	Ending Stocks
Crude Oil	758	54,513	54,544	0	0	0	728
<i>Domestic</i>	--	43,526	--	--	--	--	--
<i>Foreign (Canada)</i>	--	10,991	--	--	--	--	--
Asphalt and Road Oil	w	w	w	w	w	w	w
Distillate Fuel Oil	657	277	646	17,582	17,214	0	659
Finished Aviation Gasoline	w	w	w	w	w	w	w
Gasoline Blending Components	673	375	1,159	1,422	768	0	539
Isobutane (incl. Isobutylene) - LRG	22	677	676	121	122	0	23
Jet Fuel-Kerosene Type	109	42	14	5,537	5,598	0	81
Kerosene	w	w	w	w	w	w	w
Motor Gasoline - Finished	514	939	80	29,170	30,008	0	537
Normal Butane (incl. Butylene) - LRG	17	682	756	183	88	0	38
Other Hydrocarbons, Hydrogen and Oxygenates	w	w	w	w	w	w	w
<i>Fuel Ethanol</i>	--	--	w	--	--	--	w
Other Products - Non-Fuel Use	w	w	w	w	w	w	w
Other Products - Fuel Use	w	w	w	w	w	w	w
Petroleum Coke-Catalyst	0	0	0	1,006	0	1,006	0
Petroleum Coke-Marketable	w	w	w	w	w	w	w
Products of Natural Gas Proc. Plants (Normal Butane, Isobutane, Pentanes Plus)	11	2,184	2,190	0	0	0	8
Propane (incl. Propylene) - LRG	99	0	0	709	748	0	61
Residual Fuel Oil	101	201	0	2,192	2,440	0	56
Still Gas	0	16	16	1,999	16	1,983	0
Unfinished Oils	511	616	2,020	1,557	200	0	467
Wax	w	w	w	w	w	w	w
Total production of all products				63,487			

w = Withheld to avoid disclosure of individual company data

Source: EIA, Form EIA-810, *Monthly Refinery Report*

Table 3.15i Refinery Production Activity in Utah, 2004

Thousand Barrels

Product Description	Beginning Stocks	Receipts	Inputs	Production	Shipments	Use	Ending Stocks
Crude Oil	532	53,400	53,180	0	0	0	758
<i>Domestic</i>	--	41,205	--	--	--	--	--
<i>Foreign (Canada)</i>	--	12,195	--	--	--	--	--
Asphalt and Road Oil	w	w	w	w	w	w	w
Distillate Fuel Oil	610	2,956	1,886	18,010	19,035	0	657
Finished Aviation Gasoline	w	w	w	w	w	w	w
Gasoline Blending Components	557	498	1,158	1,696	912	0	680
Isobutane (incl. Isobutylene) - LRG	41	593	608	84	91	0	22
Jet Fuel-Kerosene Type	136	17	7	5,587	5,626	0	109
Kerosene	w	w	w	w	w	w	w
Motor Gasoline - Finished	509	1,017	86	28,233	29,155	0	514
Normal Butane (incl. Butylene) - LRG	28	664	702	108	83	0	17
Other Hydrocarbons, Hydrogen and Oxygenates	16	61	24	0	51	0	2
<i>Fuel Ethanol</i>	--	--	24	--	--	--	2
Other Products - Non-Fuel Use	w	w	w	w	w	w	w
Other Products - Fuel Use	w	w	w	w	w	w	w
Petroleum Coke-Catalyst	0	0	0	941	0	941	0
Petroleum Coke-Marketable	w	w	w	w	w	w	w
Products of Natural Gas Proc. Plants (Normal Butane, Isobutane, Pentanes Plus)	8	2,029	2,029	0	0	0	11
Propane (incl. Propylene) - LRG	38	0	0	712	647	2	99
Residual Fuel Oil	100	24	16	1,925	1,932	0	101
Still Gas	0	47	47	2,003	46	1,956	0
Unfinished Oils	493	452	2,031	1,791	191	0	511
Wax	w	w	w	w	w	w	w
Total production of all products				63,074			

w = Withheld to avoid disclosure of individual company data

Source: EIA, Form EIA-810, *Monthly Refinery Report*

Table 3.15j Refinery Production Activity in Utah, 2003

Thousand Barrels

Product Description	Beginning Stocks	Receipts	Inputs	Production	Shipments	Use	Ending Stocks
Crude Oil	549	48,267	48,284	0	0	0	532
<i>Domestic</i>	--	38,577	--	--	--	--	--
<i>Foreign (Canada)</i>	--	9,690	--	--	--	--	--
Asphalt and Road Oil	w	w	w	w	w	w	w
Distillate Fuel Oil	842	2,368	1,597	15,527	16,530	0	610
Finished Aviation Gasoline	w	w	w	w	w	w	w
Gasoline Blending Components	735	286	1,269	2,067	1,262	0	557
Isobutane (incl. Isobutylene) - LRG	22	629	627	189	172	0	41
Jet Fuel-Kerosene Type	131	19	1	5,012	5,025	0	136
Kerosene	w	w	w	w	w	w	w
Motor Gasoline (Oxygenated Gasoline, Other Finished Gasoline)	504	1,065	14	26,360	27,428	0	487
Normal Butane (incl. Butylene) - LRG	35	699	760	138	84	0	28
Other Hydrocarbons, Hydrogen and Oxygenates	29	107	51	0	69	0	16
<i>Fuel Ethanol</i>	--	--	52	--	--	--	19
Other Products - Non-Fuel Use	w	w	w	w	w	w	w
Other Products - Fuel Use	w	w	w	w	w	w	w
Petroleum Coke-Catalyst	0	0	0	880	0	880	0
Petroleum Coke-Marketable	w	w	w	w	w	w	w
Products of Natural Gas Proc. Plants (Normal Butane, Isobutane, Pentanes Plus)	16	1,921	1,929	0	0	0	8
Propane (incl. Propylene) - LRG	79	0	0	648	688	1	38
Residual Fuel Oil	57	2	0	1,351	1,310	0	100
Still Gas	0	10	10	1,910	16	1,894	0
Unfinished Oils	345	356	1,735	1,605	82	0	489
Wax	w	w	w	w	w	w	w
Total production of all products				57,511			

w = withheld to avoid disclosure of

Source: EIA, Form EIA-810, *Monthly Refinery Report*

Table 3.15k Refinery Production Activity in Utah, 2002

Thousand Barrels

Product Description	Beginning Stocks	Receipts	Inputs	Production	Shipments	Use	Ending Stocks
Crude Oil	591	49,962	49,987	0	0	19	547
<i>Domestic</i>	--	37,747	--	--	--	--	--
<i>Foreign (Canada)</i>	--	12,215	--	--	--	--	--
Asphalt and Road Oil	w	w	w	w	w	w	w
Distillate Fuel Oil	507	2,449	1,464	17,297	18,004	0	785
Finished Aviation Gasoline	w	w	w	w	w	w	w
Gasoline Blending Components	676	548	1,312	2,404	1,581	0	735
Isobutane (incl. Isobutylene) - LRG	27	723	688	281	321	0	22
Jet Fuel-Kerosene Type	146	0	5	4,716	4,726	0	131
Kerosene	w	w	w	w	w	w	w
Motor Gasoline (Oxygenated Gasoline, Other Finished Gasoline)	564	1,018	1	26,672	27,749	0	504
Noraml Butane (incl. Butylene) - LRG	58	720	830	375	288	0	35
Other Hydrocarbons, Hydrogen and Oxygenates	18	71	23	0	34	3	29
<i>Fuel Ethanol</i>	--	--	50	--	--	--	32
Other Products - Non-Fuel Use	w	w	w	w	w	w	w
Other Products - Fuel Use	w	w	w	w	w	w	w
Petroleum Coke-Catalyst	0	0	0	817	0	817	0
Petroleum Coke-Marketable	w	w	w	w	w	w	w
Products of Natural Gas Proc. Plants (Normal Butane, Isobutane, Pentanes Plus)	12	1,717	1,695	0	18	0	16
Propane (incl. Propylene) - LRG	80	0	1	658	655	3	79
Residual Fuel Oil	78	11	146	1,290	1,161	15	57
Still Gas	0	17	17	1,952	14	1,938	0
Unfinished Oils	533	701	2,028	1,294	88	10	402
Wax	w	w	w	w	w	w	w
Total production of all products				59,541			

w = withheld to avoid disclosure of

Source: EIA, Form EIA-810, *Monthly Refinery Report*

Table 3.151 Refinery Production Activity in Utah, 2001

Thousand Barrels

Product Description	Beginning Stocks	Receipts	Inputs	Production	Shipments	Use	Ending Stocks
Crude Oil	457	50,310	50,143	0	9	24	591
<i>Domestic</i>	--	38,946	--	--	--	--	--
<i>Foreign (Canada)</i>	--	11,364	--	--	--	--	--
Asphalt and Road Oil	w	w	w	w	w	w	w
Distillate Fuel Oil	560	2,311	1,365	16,796	17,794	1	507
Finished Aviation Gasoline	w	w	w	w	w	w	w
Gasoline Blending Components	435	654	1,173	2,063	1,303	0	676
Isobutane (incl. Isobutylene) - LRG	22	707	719	359	342	0	27
Jet Fuel-Kerosene Type	142	0	3	4,935	4,928	0	146
Kerosene	w	w	w	w	w	w	w
Motor Gasoline (Oxygenated Gasoline, Other Finished Gasoline)	461	475	0	26,758	27,130	0	564
Normal Butane (incl. Butylene) - LRG	66	772	857	387	310	0	58
Other Hydrocarbons, Hydrogen and Oxygenates	13	64	41	0	16	2	18
<i>Fuel Ethanol</i>	--	--	41	--	--	--	18
Other Products - Non-Fuel Use	w	w	w	w	w	w	w
Other Products - Fuel Use	w	w	w	w	w	w	w
Petroleum Coke-Catalyst	0	0	0	875	0	875	0
Petroleum Coke-Marketable	w	w	w	w	w	w	w
Products of Natural Gas Proc. Plants (Normal Butane, Isobutane, Pentanes Plus)	10	1,684	1,669	0	13	0	12
Propane (incl. Propylene) - LRG	30	0	0	654	597	7	80
Residual Fuel Oil	54	189	64	1,236	1,291	46	78
Still Gas	0	26	26	1,955	25	1,930	0
Unfinished Oils	475	688	1,524	1,149	255	0	533
Wax	w	w	w	w	w	w	w
Total production of all products				59,094			

w = withheld to avoid disclosure of

Source: EIA, Form EIA-810, *Monthly Refinery Report*

Figure 3.9a - Refinery Production Activity in Utah, 2012

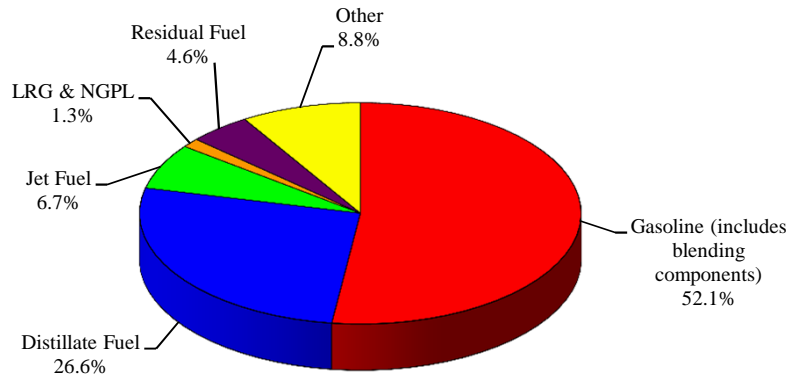


Figure 3.9a - Refinery Production Activity in Utah, 2011

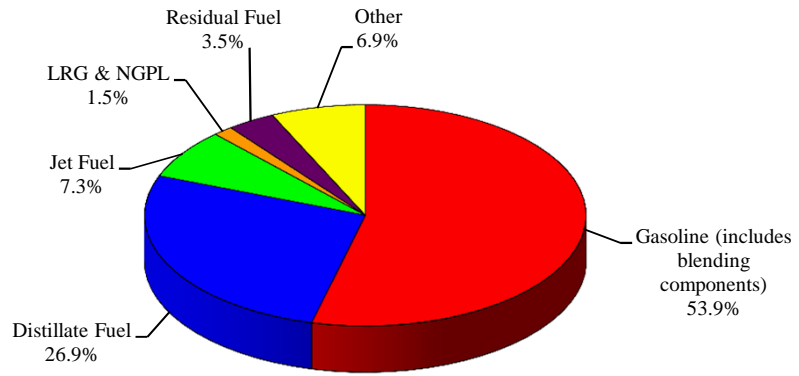


Figure 3.9b - Refinery Production Activity in Utah, 2010

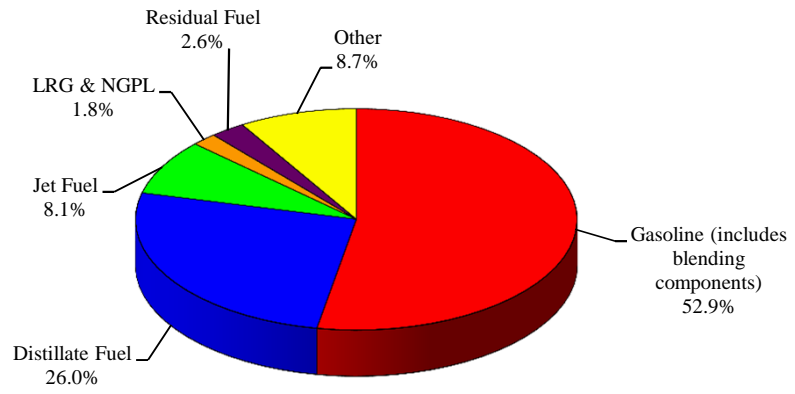


Figure 3.9c - Refinery Production Activity in Utah, 2009

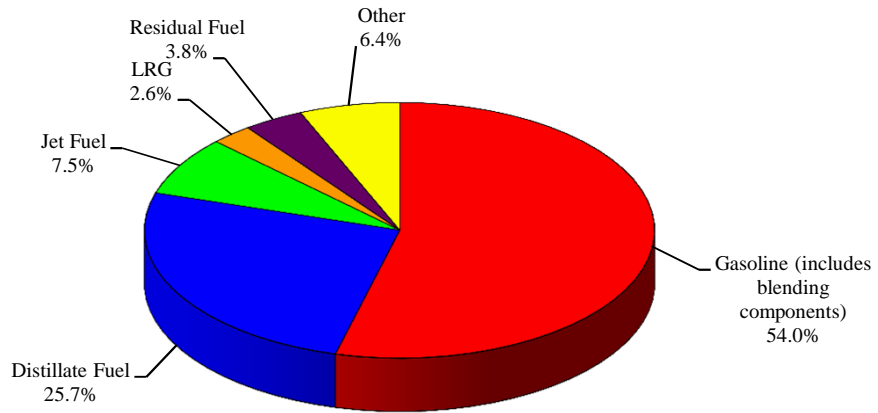


Figure 3.9d - Refinery Production Activity in Utah, 2008

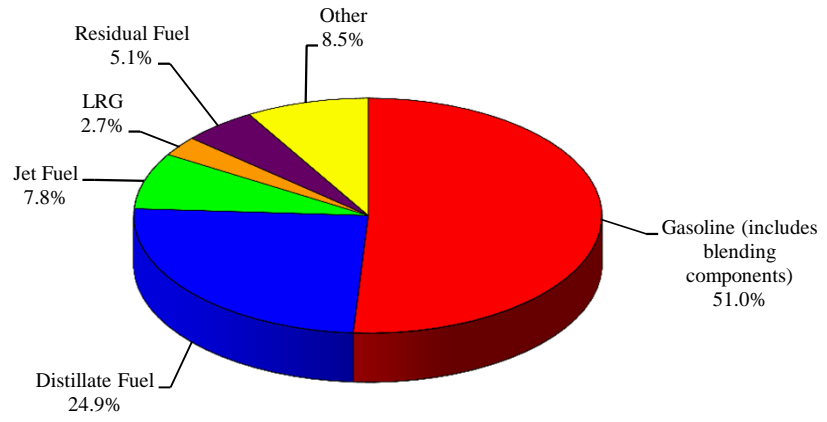


Figure 3.9e - Refinery Production Activity in Utah, 2007

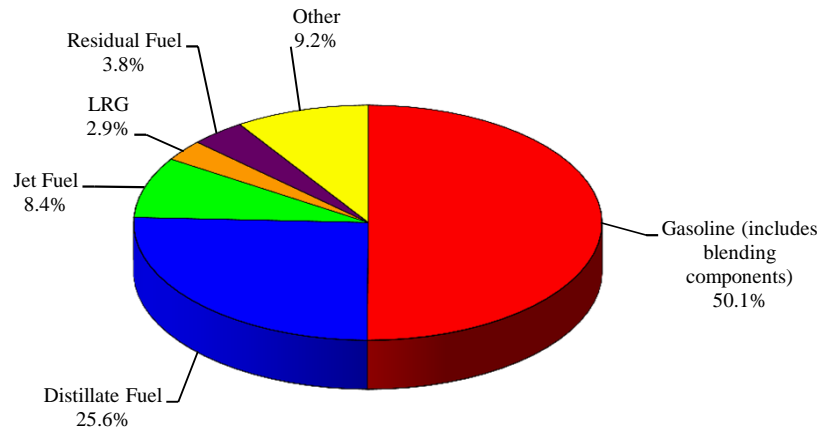


Figure 3.9f - Refinery Production Activity in Utah, 2006

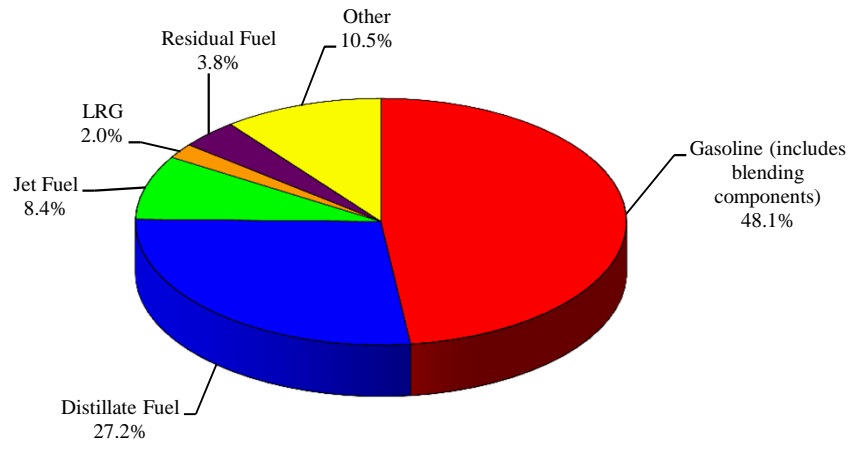


Figure 3.9g - Refinery Production Activity in Utah, 2005

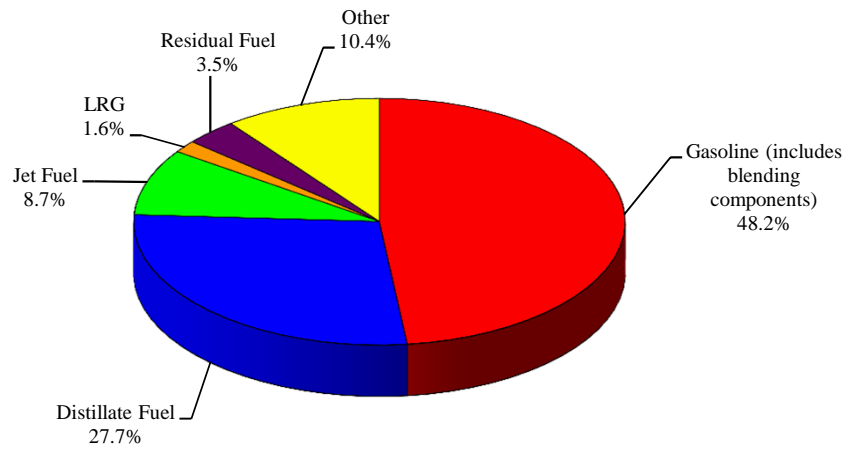


Figure 3.9h - Refinery Production Activity in Utah, 2004

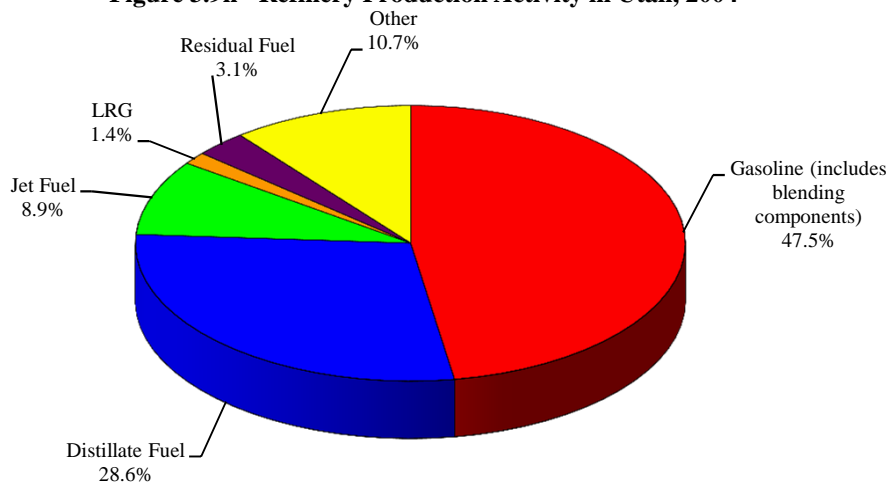


Figure 3.9i - Refinery Production Activity in Utah, 2003

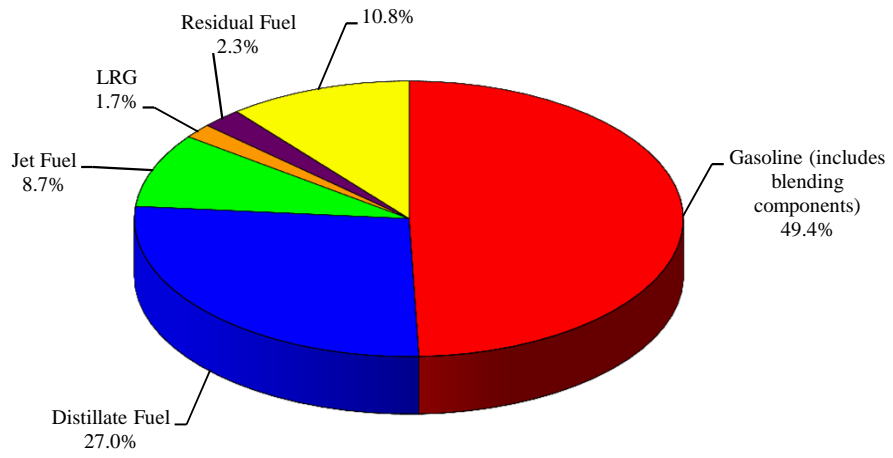


Figure 3.9j - Refinery Production Activity in Utah, 2002

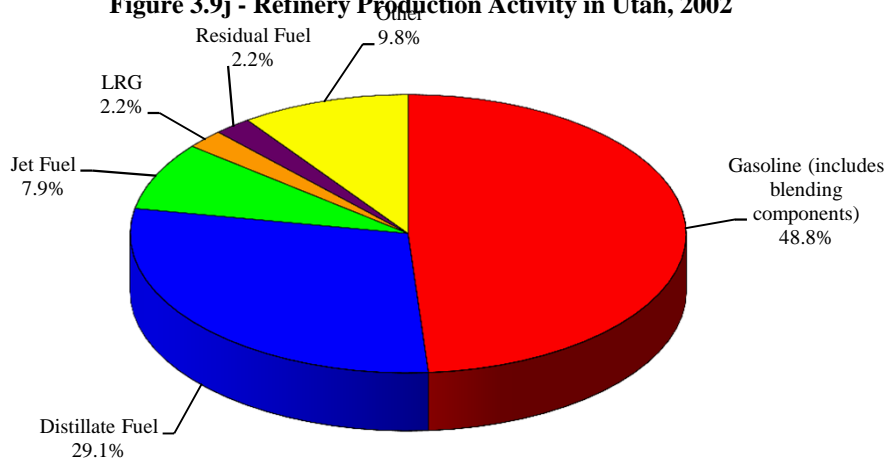


Figure 3.9k - Refinery Production Activity in Utah, 2001

