













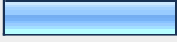











Utah Energy Efficiency and Conservation Block Grant





1. Does your Jurisdiction intend to apply for EECBG opportunities? – Mark the most applicable			
		Response Percent	Response Count
Yes		68.6%	24
No		0.0%	0
Don't Know		31.4%	11
<i>answered question</i>			35
<i>skipped question</i>			2








2. Has your Jurisdiction considered partnering with another Jurisdiction for a joint proposal? – Mark the most applicable			
		Response Percent	Response Count
Yes		20.6%	7
No		52.9%	18
Don't Know		26.5%	9
<i>answered question</i>			34
<i>skipped question</i>			3







3. What types of Potential Projects/Program Activities is your Jurisdiction considering for their proposal? – Mark all that apply

		Response Percent	Response Count
None Yet		6.3%	2
Community Master Plan Development		21.9%	7
Energy Code Support		15.6%	5
Public Energy Education		25.0%	8
Green Workforce Development		15.6%	5
Energy Services Company/Performance Contracting		3.1%	1
Energy Baselines for Public Buildings		31.3%	10
Energy Audits for Facilities		43.8%	14
Facility Efficiency Retrofits		56.3%	18
On-site Renewables for Existing Efficient Facilities		18.8%	6
Energy Efficient Street Lighting/Traffic Signals		43.8%	14
Other		18.8%	6
		<i>answered question</i>	32
		<i>skipped question</i>	5

4. To what extent have Potential Projects/Program Activities been developed? – Mark the most applicable			Response Percent	Response Count
None			3.2%	1
Brainstorm Interests			38.7%	12
Project/Program List Culminated			9.7%	3
Projects/Programs Prioritized			6.5%	2
Projects/Programs Scoped			16.1%	5
Projects/Programs Under Design			12.9%	4
Projects/Programs Out to Bid			0.0%	0
“Shovel Ready” Projects/Programs			12.9%	4
			answered question	31
			skipped question	6

5. What time-frame will Potential Projects/Program Activities be completed? (All projects/programs must be completed within 36 months following DOE approval of Utah SEP Energy Efficiency and Conservation Strategy) – Mark all that apply			Response Percent	Response Count
Within 06 months of DOE approval			21.2%	7
Within 12 months of DOE approval			39.4%	13
Within 24 months of DOE approval			33.3%	11
Within 36 months of DOE approval			6.1%	2
			answered question	33
			skipped question	4

6. What calculations have been determined for Potential Projects/Program Activities? – Mark all that apply			
		Response Percent	Response Count
None		42.4%	14
Project/Program Cost		51.5%	17
Jobs Created		24.2%	8
Jobs Retained		9.1%	3
Energy Saved (Mbtu)		27.3%	9
Energy Generated (Mbtu)		18.2%	6
Greenhouse Gas Emissions Reduced (CO2 Equivalents)		12.1%	4
		answered question	33
		skipped question	4

7. Do you know the total cost for Potential Projects/Program Activities? – Mark all that apply			
		Response Percent	Response Count
Don't Know		40.6%	13
\$0-\$24,999		3.1%	1
\$25,000-\$74,999		12.5%	4
\$75,000-\$149,999		12.5%	4
\$150,000-\$249,999		15.6%	5
\$250,000 and Above (Unlikely to be awarded without substantial prior development (rapid deployment with large, cost-effective energy savings and numerous jobs created), partnership of multiple Jurisdictions, or extensive leverage of EECBG funds.)		15.6%	5
		answered question	32
		skipped question	5





8. To what extent is your Jurisdiction willing to leverage EECBG funds to enable a greater number of awards (also strengthens the competitive advantage of your proposal)? – Mark all that apply

		Response Percent	Response Count
None	<input type="checkbox"/>	3.1%	1
In-Kind Support (i.e. existing staff time/resources, donated materials/skills)	<input checked="" type="checkbox"/>	71.9%	23
10% Jurisdiction Cost Match	<input type="checkbox"/>	28.1%	9
25% Jurisdiction Cost Match	<input type="checkbox"/>	21.9%	7
50% Jurisdiction Cost Match	<input type="checkbox"/>	9.4%	3
Greater than 50% Jurisdiction Cost Match	<input type="checkbox"/>	6.3%	2
		<i>answered question</i>	32
		<i>skipped question</i>	5




9. What is your Position/Affiliation within City/County Government? – Mark the most applicable

		Response Percent	Response Count
Mayor's/Commissioner's Office	<input type="checkbox"/>	12.9%	4
Finance/Business Department	<input type="checkbox"/>	6.5%	2
Community/Economic Development	<input type="checkbox"/>	22.6%	7
City/County Manager	<input checked="" type="checkbox"/>	25.8%	8
Facilities Manager	<input type="checkbox"/>	0.0%	0
Energy Manager	<input type="checkbox"/>	3.2%	1
Building Department	<input type="checkbox"/>	12.9%	4
Consultant	<input type="checkbox"/>	3.2%	1
Other	<input type="checkbox"/>	12.9%	4
Not Affiliated with a City/County	<input type="checkbox"/>	0.0%	0
Optional: Specify Your City or County, Department and Position/Affiliation			11
		<i>answered question</i>	31

10. Would you be involved in submitting a proposal? – Mark the most applicable

		Response Percent	Response Count
No		0.0%	0
Lead Author/Proposal Manager		58.1%	18
Contributing Author		16.1%	5
Review Committee/Oversight		9.7%	3
Yet to be Determined		16.1%	5
		answered question	31
		skipped question	6

11. Has your Jurisdiction designated a person or department that will be submitting a proposal? – Mark the most applicable

		Response Percent	Response Count
Yes, if yes what person or department		70.0%	21
No		23.3%	7
Don't Know		6.7%	2
		Person or Department	22
		answered question	30
		skipped question	7